

# Fastlane Classic Entrance Control

## Advantages

- **The Fastlane tripod turnstiles are based on a smooth reliable mechanism.**

The mechanism is self-centring to make sure that the unit returns smoothly to its home position.

The electronic braking system is designed to ensure the unit does not lock up on users and therefore maintains consistent high throughput rates.

The tripod turnstiles are straight forward and familiar to most users. The 3 arms can rotate in one or two directions, controlled by an access control system or push button at a reception desk.

The motor speeds up throughput whilst further facilitating the use of the tripod turnstile. After an authorising input from the access control system the arms inch forward to show the user that they have been authorised, then after a small amount of pressure from the user the arms complete their cycle.

- **Modes of operation:**

Card In/Card Out

Card In/Free Exit

Card In/No Exit



No Entry/No Exit

Free passage both directions

- **Safe** - In the event of power-fail the tripod turnstiles have a failsafe design so they turn freely for emergency egress.

- **Customisable decorative tops** - To help blend into the building fabric.

- **Compatible with all access control systems**



## Concept

The cost effective Fastlane Classic Entrance Control range is made up of tripod turnstiles and passgates for disabled access. The architecturally inspired enclosures make minimal impact on the building design and have the flexibility of custom finished tops to help blend into the building fabric. The Fastlane tripod turnstiles are based on a smooth reliable mechanism. The mechanism is self-centring to make sure that the unit returns smoothly to its home position and the electronic braking system is designed to ensure the unit does not lock up on users and therefore maintains consistent high throughput rates.



## Aesthetic

The architecturally inspired enclosures make a minimal impact on the building design and feature interchangeable decorative tops, giving a virtually unlimited choice of materials, to easily blend the unit in to the fabric of the building. Integral Card reader mounting options are available to give the most discreet overall finish possible making the Classic Entrance Control Range suitable for both Class A buildings as well as less elaborately designed environments.



[www.fastlane-turnstiles.com](http://www.fastlane-turnstiles.com)



# Setting New Standards In Entrance Control



## Visitor Management

The turnstile features a Visitor Management input. When activated this allows an unlimited number of people to pass through the tripod. Once the visitors have entered and the system no longer sees anyone entering or exiting, after a period of time it returns to its secure state.

## Flexible

The Fastlane tripods have five modes of operation; all these modes are available with the option of people counting:

Card In/Card Out

Card In/Free Exit

Card In/No Exit

No Entry/No Exit

Free passage both directions

Free Entry and Free Exit modes can be configured as required using volt free contacts, this enables a flexible approach for changing operational modes at anytime during the day.

## Tripod Function

The tripod turnstiles are straight forward and familiar to most users. The 3 arms can rotate in one or two directions, controlled by an access control system or push button at a reception desk.

The motor speeds up throughput whilst further facilitating the use of the tripod turnstile. After an authorising input from the access control system the arms step forward to show the user that they have been authorised, then after a small amount of pressure from the user the arms complete their cycle.

## Passgate Function

The Fastlane passgate is available as a single unit to provide for gaps of up to 1 metre allowing for sufficient space for wheelchairs, trolleys and bulky goods. The glass panel is motorised and can open in either direction. The unit can be activated either by an access control system or a push button at the guard station. The passgate make an ideal supervised lane to be used in conjunction with other products from the Fastlane range.


## Intelligate Function

The passgates are also available with the added benefit of IR beams to monitor people passing through the gate when it is open, in the event that the number of people is more than the authorised amount or in the wrong direction the system is designed to generate an alarm. As the system knows when a person has passed through the gate will close quickly behind them; this reduces the open and vulnerable time. This version of the passgate, the Intelligate, is ideal for when a guard cannot supervise the lane all the time.

The Fastlane Intelligate functions automatically and, in the event that someone enters without authorisation, an alarm will sound and a relay will be triggered; this can be used to control stricter security actions such as triggering CCTV, locking doors or controlling elevators.

## Safe

In the event of power-fail the tripod turnstiles have a failsafe design so they turn freely for emergency egress. In a power failure, the passgate can also be gently pushed out of the way.



For further information please contact your local dealer or the manufacturer

Sonic Security Services Limited  
Unit 5 Grange Road Business Estate  
Grange Road, Geddington  
Kettering, Northamptonshire, NN14 1AL  
Tel 01536 461200 Fax 01536 461201  
Email sales@sonicsecurity.co.uk

Installation photos may not represent current production models

